



The supraglottic airway with a non-inflatable cuff



Airway management has evolved

Introducing the i-gel: a revolutionary single use supraglottic airway from Intersurgical.

i-gel and natural airway management

The i-gel is a truly unique airway device and represents the culmination of years of extensive research and development. Everything about the i-gel has been designed to work in perfect unison with the anatomy; the i-gel design was inspired by the physiology of the perilaryngeal framework itself - airway management as nature might have intended.

i-gel mirrors the anatomy

The shape, softness and contours accurately mirror the perilaryngeal anatomy to create the perfect fit. This innovative concept means that no cuff inflation is required. The i-gel works in harmony with the patient's anatomy so that compression and displacement trauma are significantly reduced or eliminated.

The non-inflatable cuff

i-gel gets its name from the soft gel-like material from which it is made. It is the innovative application of this material that has enabled the development of a unique non-inflatable cuff. This key feature means insertion of i-gel is easy, rapid and consistently reliable.

The simple, safe and rapid solution

i-gel is incredibly easy to use. A proficient user can achieve insertion of the i-gel in less than 5 seconds. With no inflatable cuff, i-gel provides a safe and rapid airway management solution.

Current indications for use of i-gel

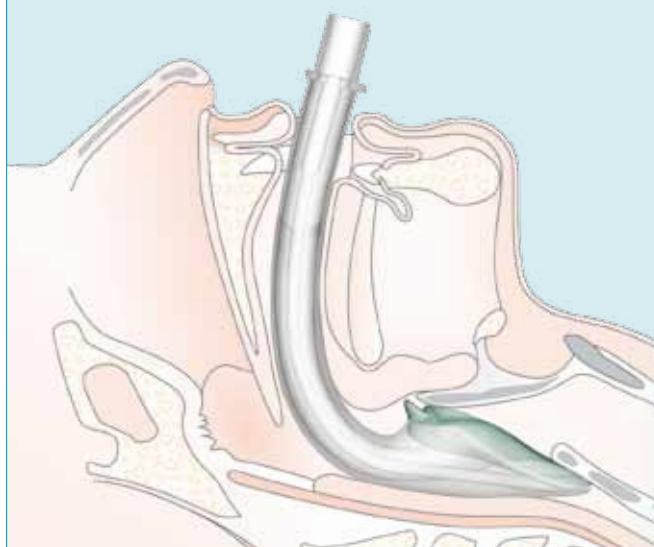
Securing and maintaining a patent airway in routine and emergency anaesthetics for operations of fasted patients during spontaneous or Intermittent Positive Pressure Ventilation (IPPV).

Paediatrics

i-gel is now available in four paediatric as well as three adult sizes, making it applicable for use with patients between 2-90+kg.

Accurate and natural positioning

The i-gel accurately and naturally positions itself over the laryngeal framework, providing a reliable perilaryngeal seal without the need for an inflatable cuff.



Using the i-gel in resuscitation

i-gel may also be beneficial in establishing a patent airway during resuscitation of the unconscious adult patient in the pre-hospital or intra-hospital setting by personnel who are suitably trained and experienced in the use of airway management devices and advanced life support techniques. i-gel is not indicated for use in resuscitation in children

Additional information available

An i-gel user guide, clinical study material and other support documentation is available for download from the i-gel website at www.i-gel.com

Features and benefits

i-gel has a host of features that provide significant benefits to the patient and the clinician.

15mm connector

Reliable connection to any standard catheter mount or connection.

Proximal end of Gastric Channel

Clearly displayed product information

For quick easy reference. Includes confirmation of size and weight guidance.

Position guide (adult sizes only)

Easy confirmation of optimum insertion depth.



i-gel is a single use and latex free product



The non-inflatable cuff

Made from a unique soft gel-like material allowing ease of insertion and reduced trauma.

Gastric Channel

The i-gel incorporates a gastric channel (except size 1.0) to improve and enhance patient safety. It allows for suctioning, passing of a nasogastric tube and facilitates venting.

Integral bite block

Reduces the possibility of airway channel occlusion.

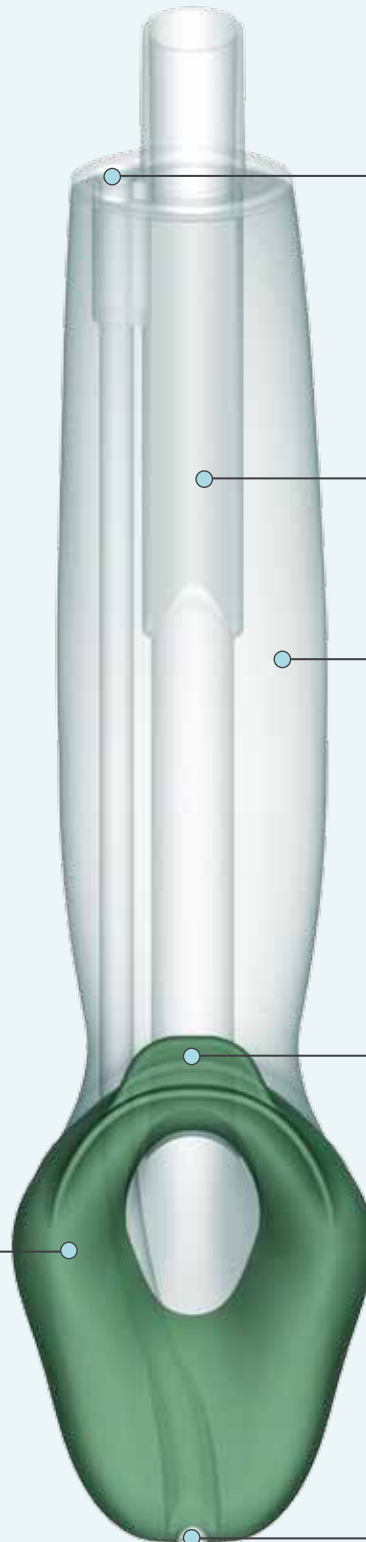
Buccal cavity stabiliser

Aids insertion and eliminates the potential for rotation.

Epiglottic rest

Reduces the possibility of epiglottis 'down folding' and airway obstruction.

Distal end of Gastric Channel

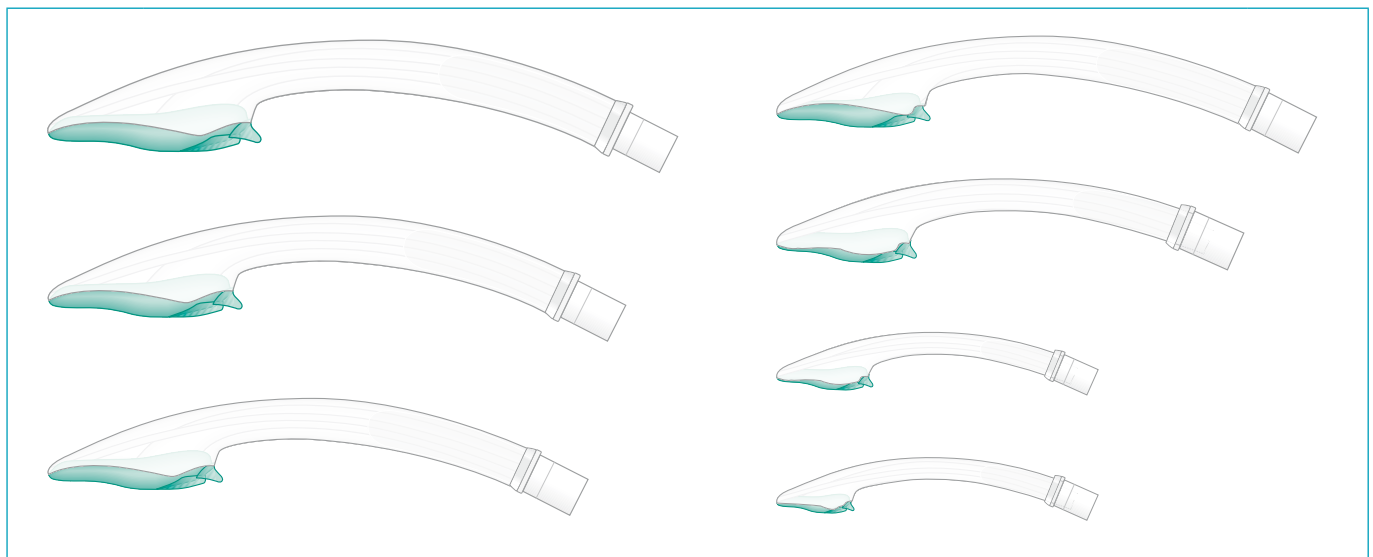


Ordering information

Find out more
www.i-gel.com

Innovative packaging

The i-gel supraglottic airway is supplied in a fully recyclable protective cradle or cage pack. This unique packaging protects the i-gel in transit and ensures that it maintains its anatomical shape. i-gel is available in seven sizes:



8201000	Size 1.0 i-gel supraglottic airway for neonates 2-5kg	10	
8215000	Size 1.5 i-gel supraglottic airway for infants 5-12kg	10	
8202000	Size 2.0 i-gel supraglottic airway for small paediatrics 10-25kg	10	
8225000	Size 2.5 i-gel supraglottic airway for large paediatrics 25-35kg	10	
8203000	Size 3 i-gel supraglottic airway for small adults 30-60kg	25	
8204000	Size 4 i-gel supraglottic airway for medium adults 50-90kg	25	
8205000	Size 5 i-gel supraglottic airway for large adults 90+kg	25	

References

1. UK Resuscitation Council Advanced Life Support Guide (5th Edition). Revised June 2008.
2. Bamgbade OA, Macnab WR, Khalaf WM: Evaluation of the i-gel airway in 300 patients. Eur J Anaesthesiol. 2008 Oct;25(10):865-6.
3. Gatward JJ, Thomas MJC, Nolan JP, Cook TM: Effect of chest compressions on the time taken to insert airway devices in a manikin: Br J Anaesth. 2008 Mar;100(3):351-6
4. Wharton NM, Gibbison B, Gabbott DA, Haslam GM, Muchatuta N, Cook TM: I-gel insertion by novices in manikins and patients. Anaesthesia. 2008 Sep;63(9):991-5.
5. Gabbott DA, Beringer R: The i-gel supraglottic airway: A potential role for resuscitation?: Resuscitation. 2007 Apr;73(1):161-2.
6. Jackson KM, Cook TM: Evaluation of four airway training manikins as patient simulators for the insertion of eight types of supraglottic airway devices: Anaesthesia. 2007 Apr;62(4):388- 93.
7. Soar J: The i-gel supraglottic airway and resuscitation - some initial thoughts: Resuscitation. 2007 Jul;74(1):197.
8. Schmidbauer W, Bercker S, Volk T, Bogusch G, Mager G, Kerner T: Oesophageal seal of the novel supralaryngeal airway device i-gel in comparison with the laryngeal mask airways Classic and ProSeal using a cadaver model: Br J Anaesth. 2009 Jan;102(1):135-9
9. Acott CJ: Extraglottic airway devices for use in diving medicine - part 3: The i-gel: Diving and Hyperbaric Medicine. Volume 38
10. Liew, B. John, S. Ahmed (2008) Aspiration recognition with an i-gel airway: Anaesthesia. 2008 Jul;63(7):786.

IS6.3 • Issue 5 07.09